

The University of Tennessee 2005-2006 Faculty Salary Survey

Ratios of 2004 UTK Salaries to Southern University Group Salaries

Source: <http://web.utk.edu/~senate/docs/2005-06/SalarySurvey2005-06.pdf>

The University of Tennessee
 2005-2006 Faculty Salary Survey
 A&S - Humanities

Department

SpecPgms

Theatre

Classics

Music

ReligiousStdys

Art

ModForLang&Lit

English

Philosophy

Professor

Art

ModForLang&Lit

Philosophy

Music

ReligiousStdys

Theatre

English

Classics

SpecPgms

AssocProf

Philosophy

Art

Theatre

English

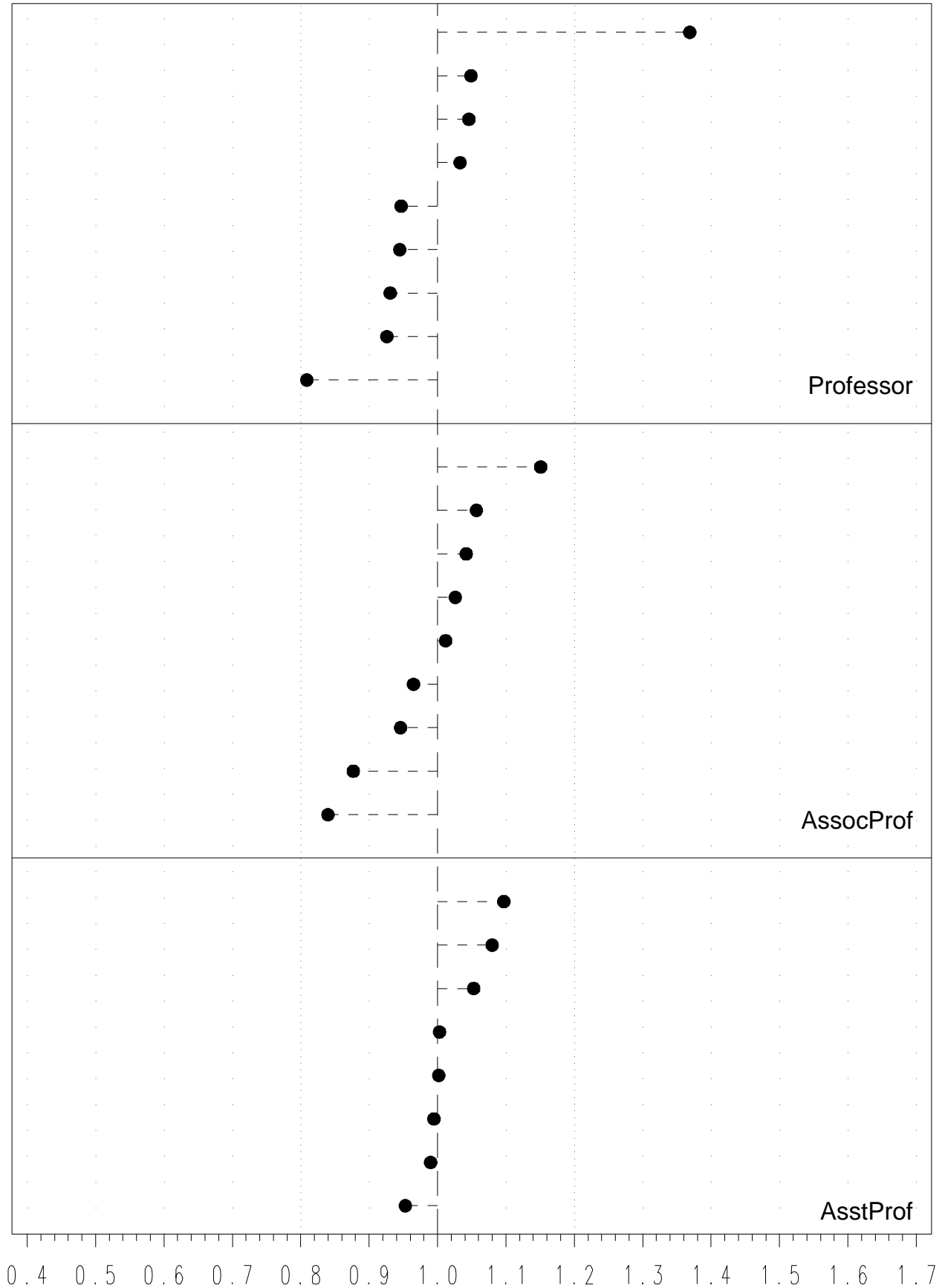
Music

ModForLang&Lit

Classics

ReligiousStdys

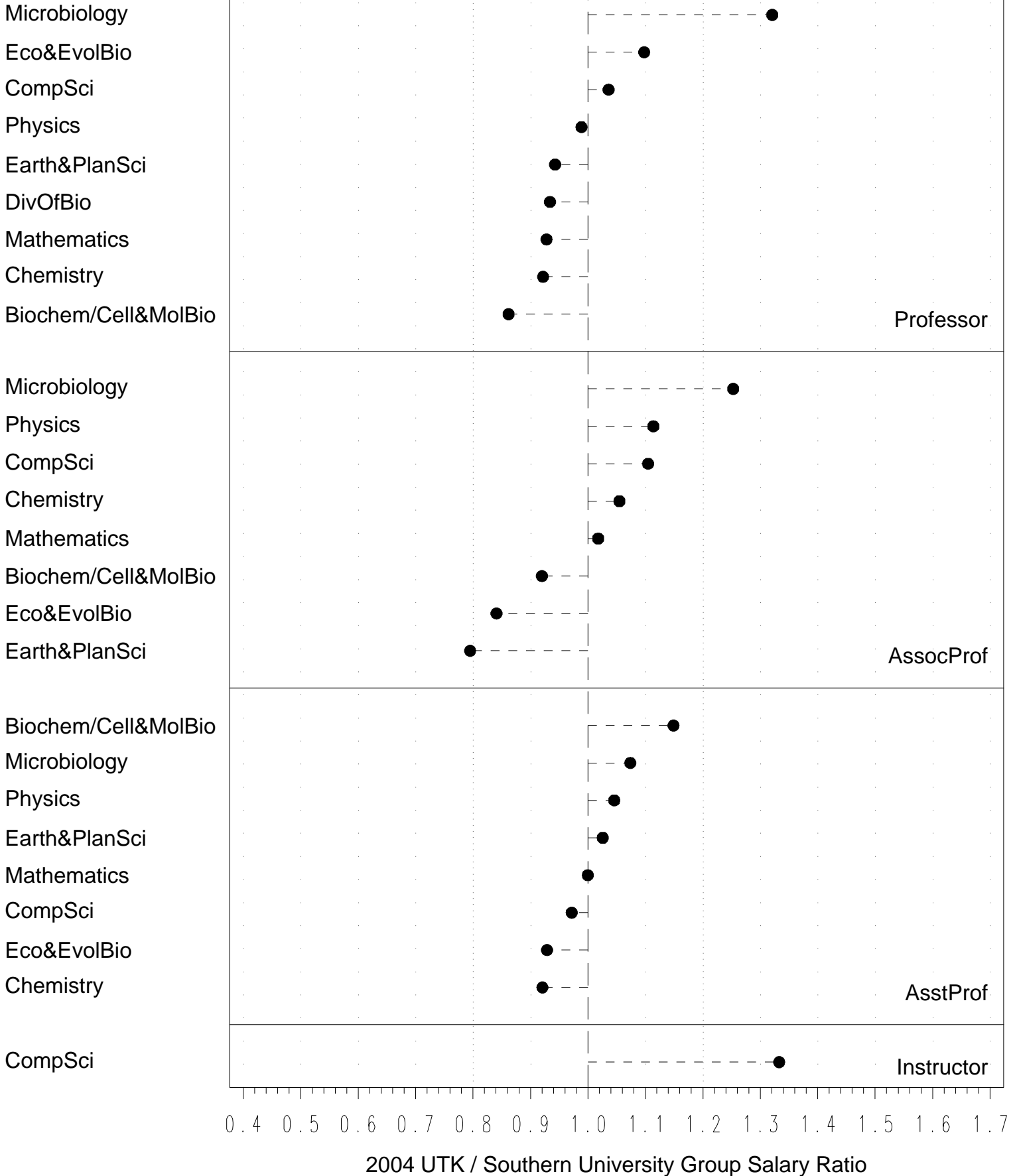
AsstProf



2004 UTK / Southern University Group Salary Ratio

The University of Tennessee
 2005-2006 Faculty Salary Survey
 A&S - Natural Sciences

Department



0.4 0.5 0.6 0.7 0.8 0.9 1.0 1.1 1.2 1.3 1.4 1.5 1.6 1.7

2004 UTK / Southern University Group Salary Ratio

The University of Tennessee
 2005-2006 Faculty Salary Survey
 A&S - Social Sciences

Department

Aud&SpeechPath

Geography

Sociology

History

Psychology

Anthropology

PolSci

Professor

Geography

Anthropology

Aud&SpeechPath

Sociology

PolSci

Psychology

History

AssocProf

Aud&SpeechPath

History

Anthropology

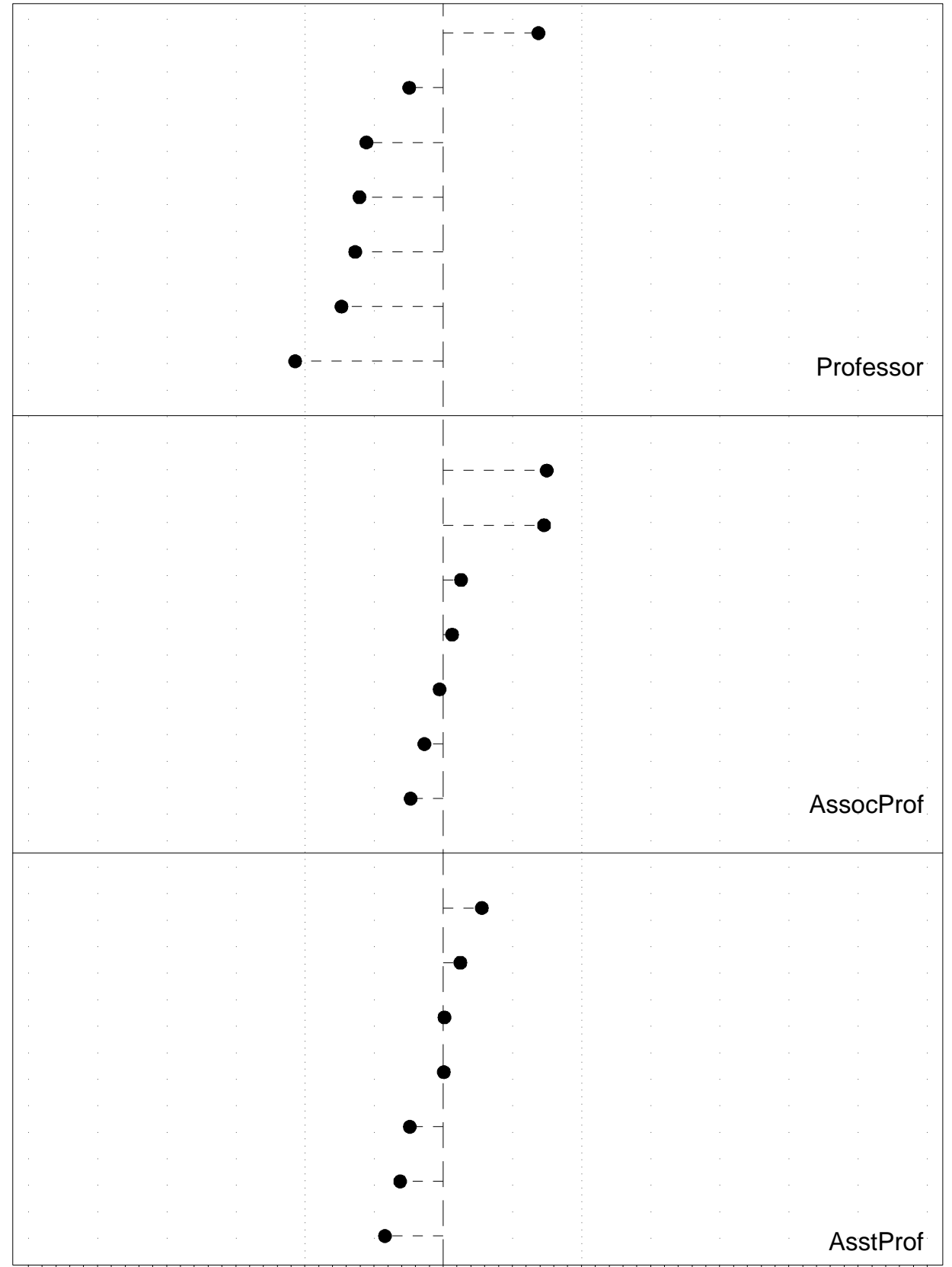
Geography

Sociology

Psychology

PolSci

AsstProf



0.4 0.5 0.6 0.7 0.8 0.9 1.0 1.1 1.2 1.3 1.4 1.5 1.6 1.7

2004 UTK / Southern University Group Salary Ratio

The University of Tennessee
 2005-2006 Faculty Salary Survey
 Agricultural Science & Natural Resources

Department

- AnimalSci
- Entom&PlantPath
- AgEconomics
- PlantSci
- IntntnlPgms
- FoodSci&Tech
- For,WildL&Fish
- BiosysEng&EnvSci
- Ag&ExtEduc

Professor

- Entom&PlantPath
- PlantSci
- FoodSci&Tech
- BiosysEng&EnvSci
- AnimalSci
- AgEconomics
- For,WildL&Fish

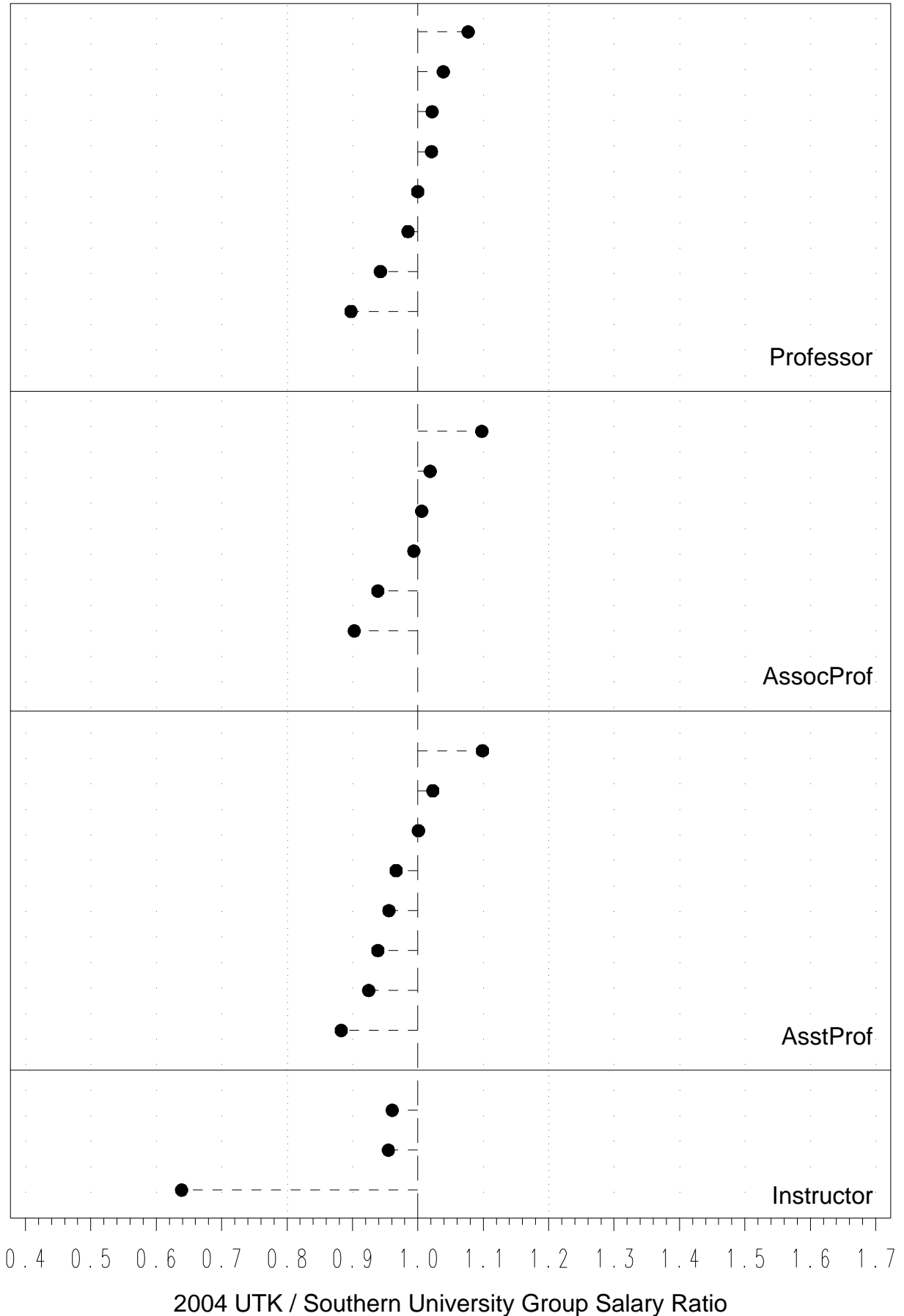
AssocProf

- Entom&PlantPath
- PlantSci
- AgEconomics
- For,WildL&Fish
- AnimalSci
- Ag&ExtEduc
- BiosysEng&EnvSci
- FoodSci&Tech

AsstProf

- AnimalSci
- For,WildL&Fish
- AgSci&NatRes

Instructor



The University of Tennessee
2005-2006 Faculty Salary Survey
Architecture

Department

Architecture

Professor



Architecture

AssocProf



Architecture

AsstProf

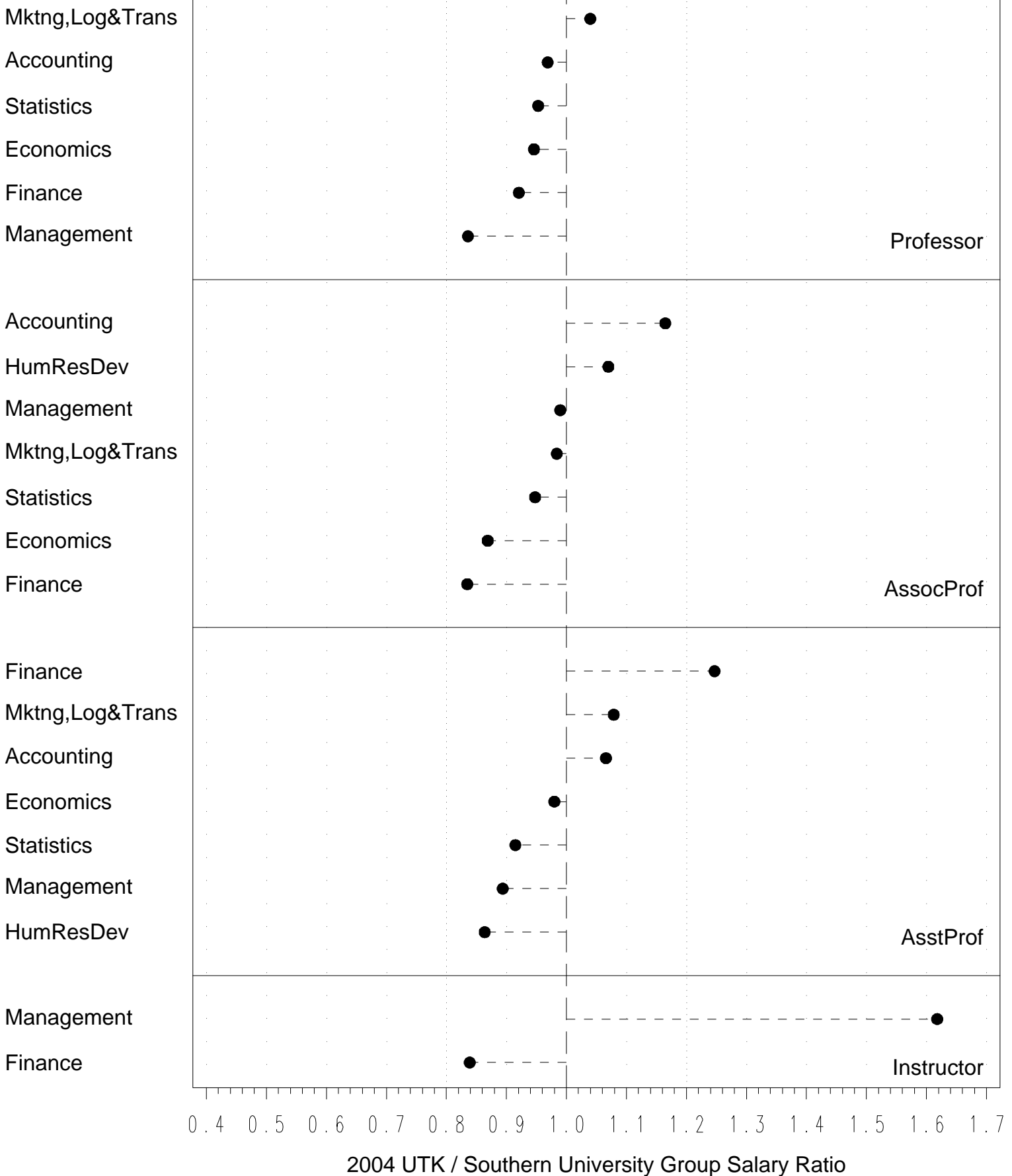


0.4 0.5 0.6 0.7 0.8 0.9 1.0 1.1 1.2 1.3 1.4 1.5 1.6 1.7

2004 UTK / Southern University Group Salary Ratio

The University of Tennessee
 2005-2006 Faculty Salary Survey
 Business Administration

Department



2004 UTK / Southern University Group Salary Ratio

The University of Tennessee
2005-2006 Faculty Salary Survey
Engineering

Department

Civil&EnvEng

Ind&InfoEng

Elec&CompEng

ChemicalEng

Mech,Aero&BiomedEng

MatSci&Eng

NucEng

Professor

Ind&InfoEng

Civil&EnvEng

Mech,Aero&BiomedEng

ChemicalEng

Elec&CompEng

MatSci&Eng

NucEng

AssocProf

Mech,Aero&BiomedEng

MatSci&Eng

Ind&InfoEng

Civil&EnvEng

Elec&CompEng

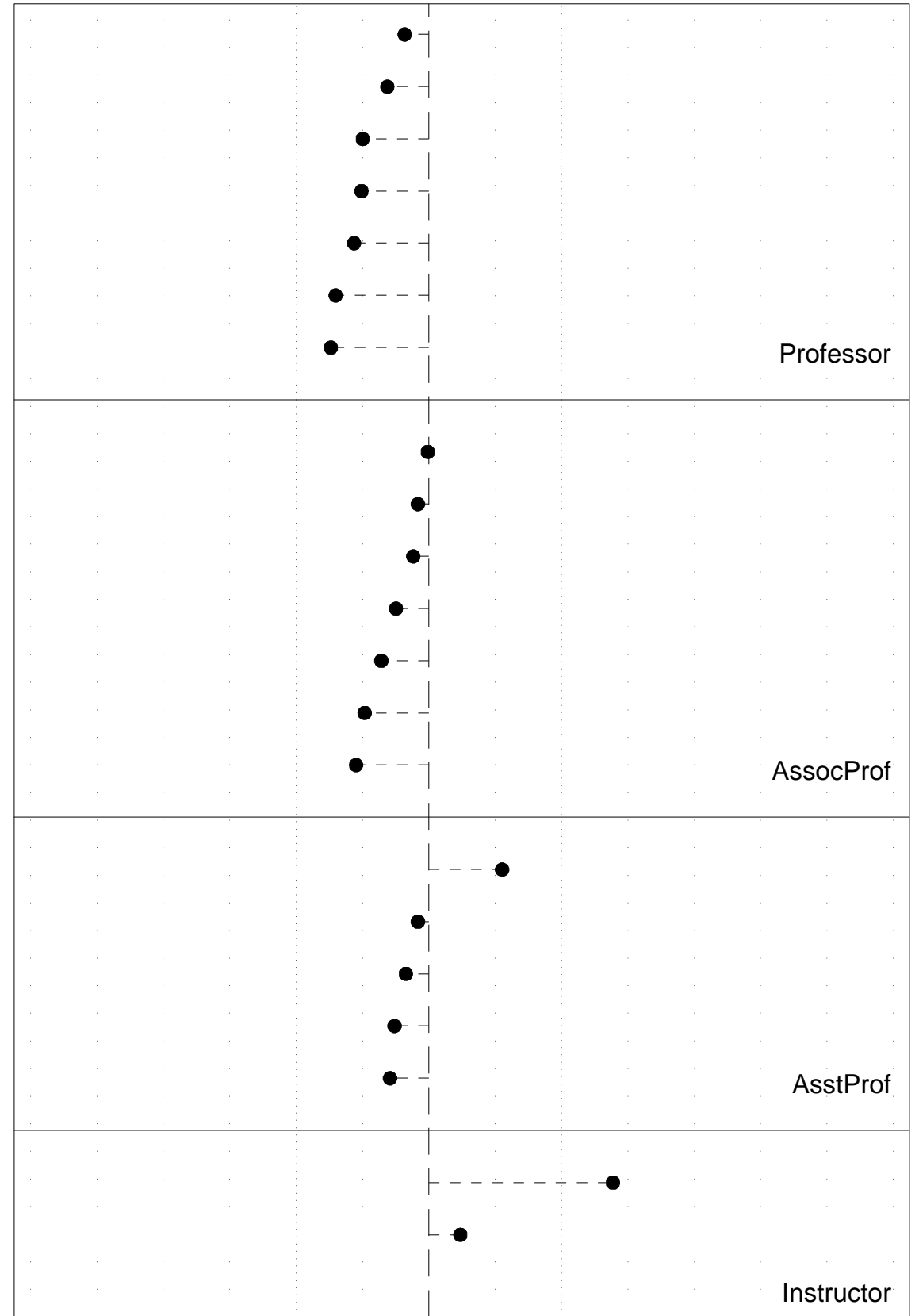
AsstProf

Ind&InfoEng

Mech,Aero&BiomedEng

Civil&EnvEng

Instructor



0.4 0.5 0.6 0.7 0.8 0.9 1.0 1.1 1.2 1.3 1.4 1.5 1.6 1.7

2004 UTK / Southern University Group Salary Ratio

The University of Tennessee
2005-2006 Faculty Salary Survey
Nursing

Department

Nursing

Professor

Nursing


AssocProf

Nursing

AsstProf

Nursing

Instructor



0.4 0.5 0.6 0.7 0.8 0.9 1.0 1.1 1.2 1.3 1.4 1.5 1.6 1.7

2004 UTK / Southern University Group Salary Ratio

The University of Tennessee
2005-2006 Faculty Salary Survey
Social Work

Department

SocialWork


Professor

SocialWork

AssocProf

SocialWork

AsstProf



0.4 0.5 0.6 0.7 0.8 0.9 1.0 1.1 1.2 1.3 1.4 1.5 1.6 1.7

2004 UTK / Southern University Group Salary Ratio

The University of Tennessee
2005-2006 Faculty Salary Survey
Veterinary Medicine

Department

VetMed

Professor

VetMed


AssocProf

VetMed

AsstProf

VetMed

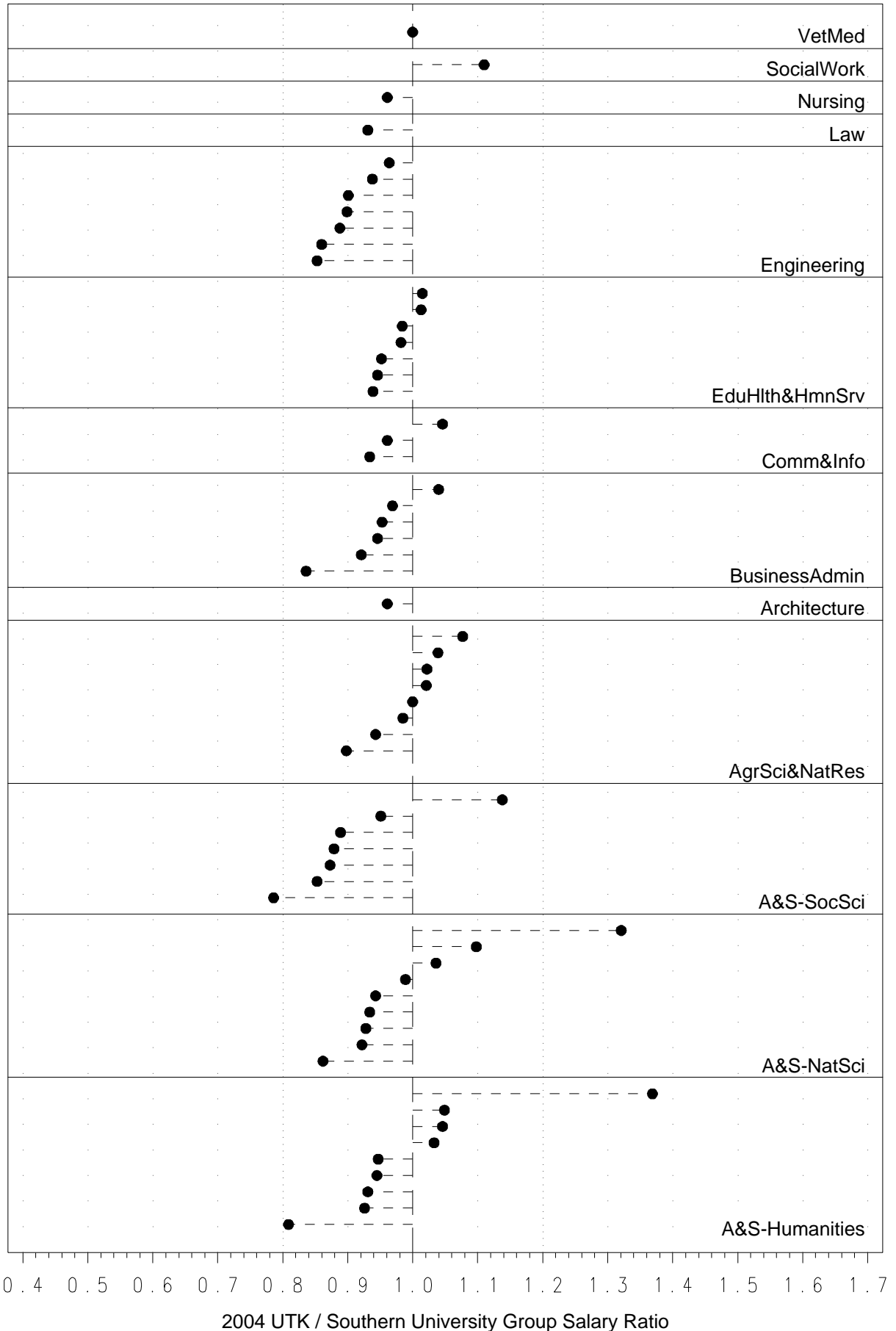
Instructor



2004 UTK / Southern University Group Salary Ratio

The University of Tennessee 2005-2006 Faculty Salary Survey Rank Professor

Department

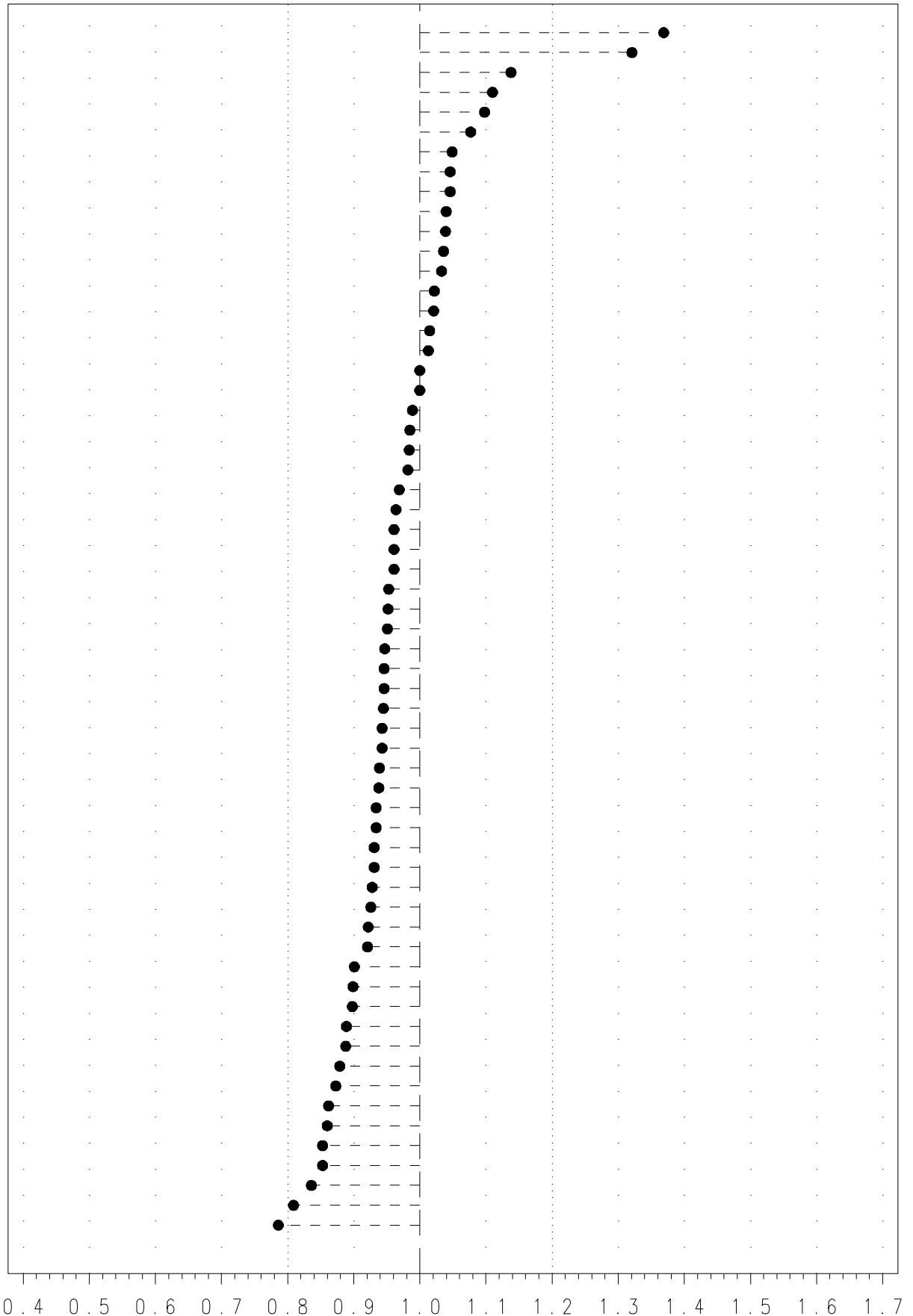


2004 UTK / Southern University Group Salary Ratio

The University of Tennessee 2005-2006 Faculty Salary Survey Rank Professor

Department

- SpecPgms
- Microbiology
- Aud&SpeechPath
- SocialWork
- Eco&EvolBio
- AnimalSci
- Theatre
- InfoSci
- Classics
- Mktng,Log&Trans
- Entom&PlantPath
- CompSci
- Music
- AgEconomics
- PlantSci
- Child&FamilyStdys
- EdPsych&Counsel
- VetMed
- IntntnlPgms
- Physics
- FoodSci&Tech
- RetailHosp&TourMgmt
- TheoryPraclnTeachEd
- Accounting
- Civil&EnvEng
- Nursing
- Journalism/ElecMed
- Architecture
- Statistics
- Nutrition
- Geography
- ReligiousStdys
- Ex,Sport&LeisStdys
- Economics
- Art
- For,WildL&Fish
- Earth&PlanSci
- InstrTechHealth&EdStdy
- Ind&InfoEng
- Advertising/PR
- DivOfBio
- Law
- ModForLang&Lit
- Mathematics
- English
- Chemistry
- Finance
- Elec&CompEng
- ChemicalEng
- BiosysEng&EnvSci
- Sociology
- Mech,Aero&BiomedEng
- History
- Psychology
- Biochem/Cell&MolBio
- MatSci&Eng
- NucEng
- Anthropology
- Management
- Philosophy
- PolSci
- Ag&ExtEduc



2004 UTK / Southern University Group Salary Ratio

The University of Tennessee 2005-2006 Faculty Salary Survey Rank Associate Professor

Department

VetMed

SocialWork

Nursing

Law

Ind&InfoEng
Civil&EnvEng
Mech,Aero&BiomedEng
ChemicalEng
Elec&CompEng
MatSci&Eng
NucEng

RetailHosp&TourMgmt
InstrTechHealth&EdStdy
Ex,Sport&LeisStdys
TheoryPraclnTeachEd
Child&FamilyStdys
Nutrition
EdPsych&Counsel

CommStudies
Journalism/ElecMed
InfoSci
Advertising/PR
Communications

Accounting
HumResDev
Management
Mktng,Log&Trans
Statistics
Economics
Finance

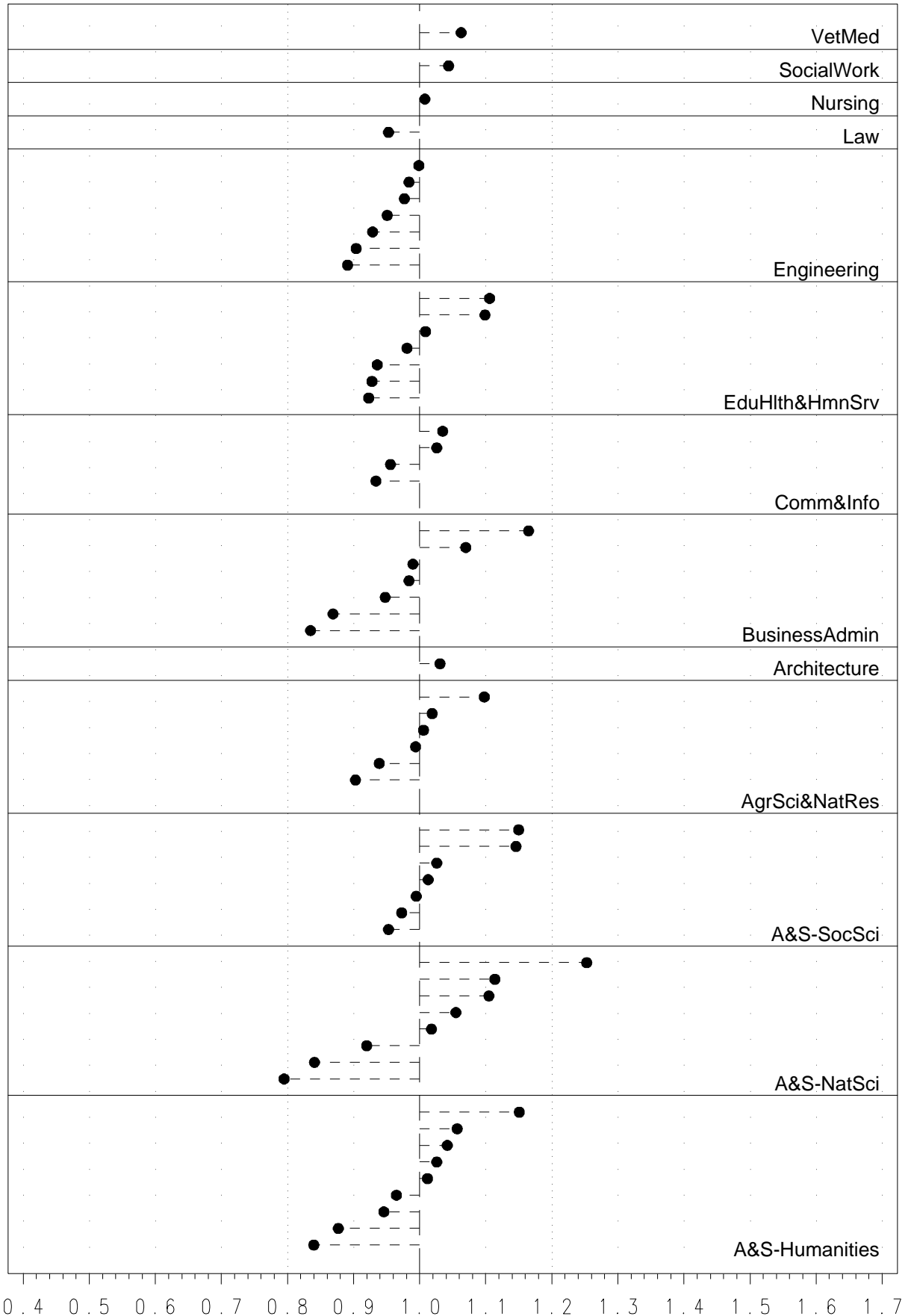
Architecture

Entom&PlantPath
PlantSci
FoodSci&Tech
BiosysEng&EnvSci
AnimalSci
AgEconomics
For,WildL&Fish

Geography
Anthropology
Aud&SpeechPath
Sociology
PolSci
Psychology
History

Microbiology
Physics
CompSci
Chemistry
Mathematics
Biochem/Cell&MolBio
Eco&EvolBio
Earth&PlanSci

Art
ModForLang&Lit
Philosophy
Music
ReligiousStdys
Theatre
English
Classics
SpecPgms

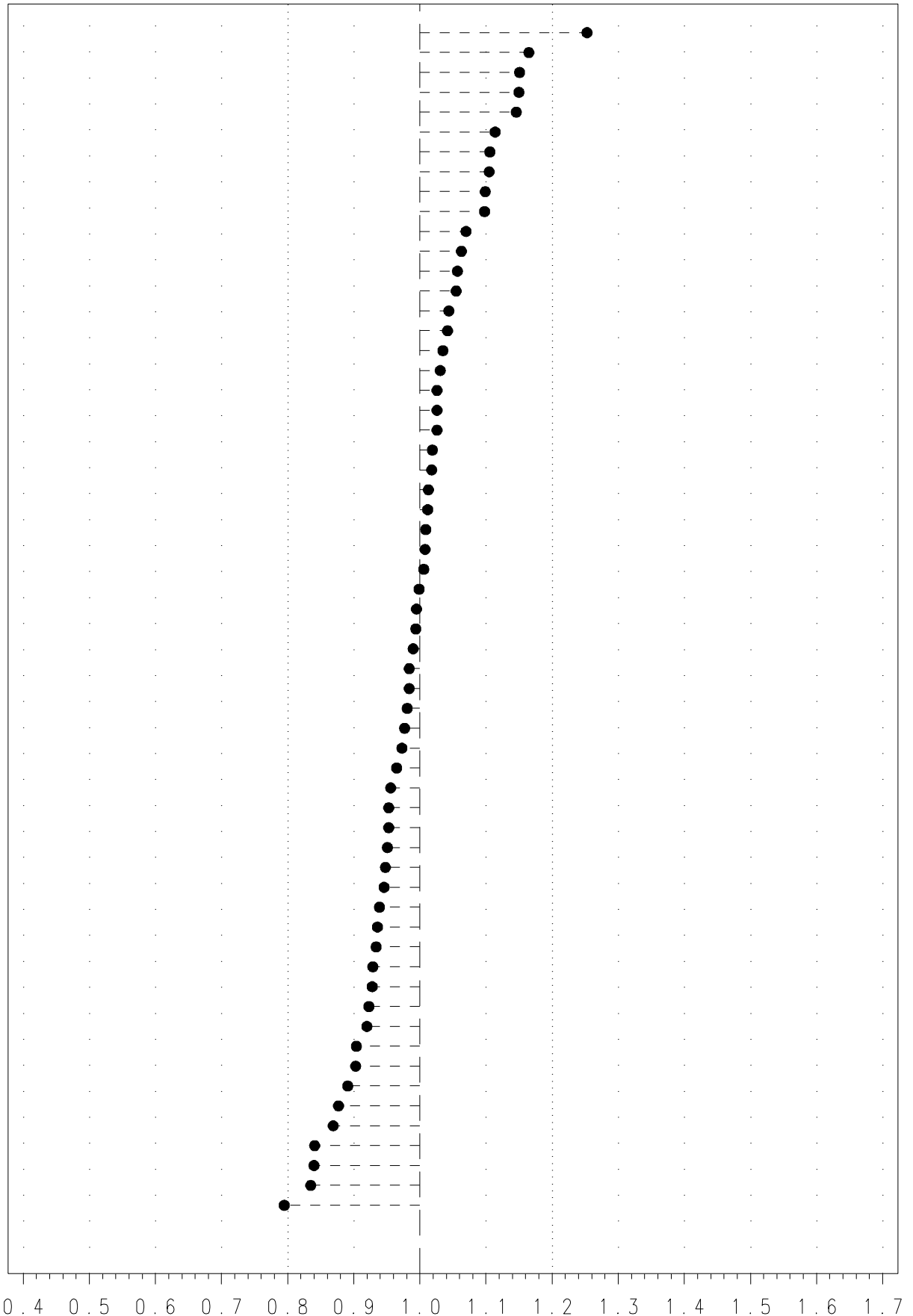


2004 UTK / Southern University Group Salary Ratio

The University of Tennessee 2005-2006 Faculty Salary Survey Rank Associate Professor

Department

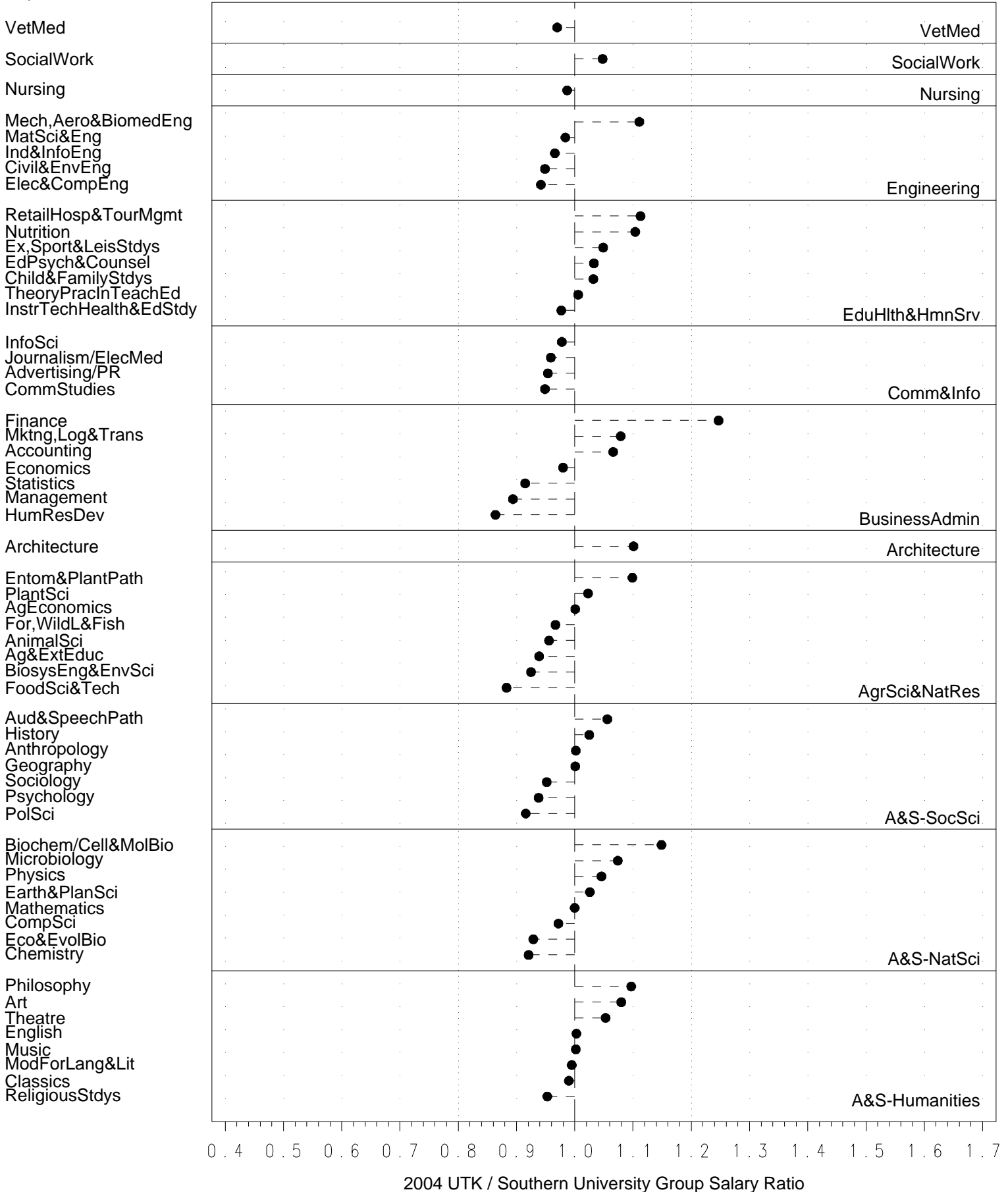
- Microbiology
- Accounting
- Art
- Geography
- Anthropology
- Physics
- RetailHosp&TourMgmt
- CompSci
- InstrTechHealth&EdStdy
- Entom&PlantPath
- HumResDev
- VetMed
- ModForLang&Lit
- Chemistry
- SocialWork
- Philosophy
- CommStudies
- Architecture
- Journalism/ElecMed
- Aud&SpeechPath
- Music
- PlantSci
- Mathematics
- Sociology
- ReligiousStdys
- Ex,Sport&LeisStdys
- Nursing
- FoodSci&Tech
- Ind&InfoEng
- PolSci
- BiosysEng&EnvSci
- Management
- Civil&EnvEng
- Mktng,Log&Trans
- TheoryPraInTeachEd
- Mech,Aero&BiomedEng
- Psychology
- Theatre
- InfoSci
- Law
- History
- ChemicalEng
- Statistics
- English
- AnimalSci
- Child&FamilyStdys
- Advertising/PR
- Elec&CompEng
- Nutrition
- EdPsych&Counsel
- Biochem/Cell&MolBio
- MatSci&Eng
- AgEconomics
- NucEng
- Classics
- Economics
- Eco&EvolBio
- SpecPgms
- Finance
- Earth&PlanSci
- Communications
- For,WildL&Fish



2004 UTK / Southern University Group Salary Ratio

The University of Tennessee 2005-2006 Faculty Salary Survey Rank Assistant Professor

Department




2004 UTK / Southern University Group Salary Ratio

The University of Tennessee 2005-2006 Faculty Salary Survey Rank Assistant Professor

Department

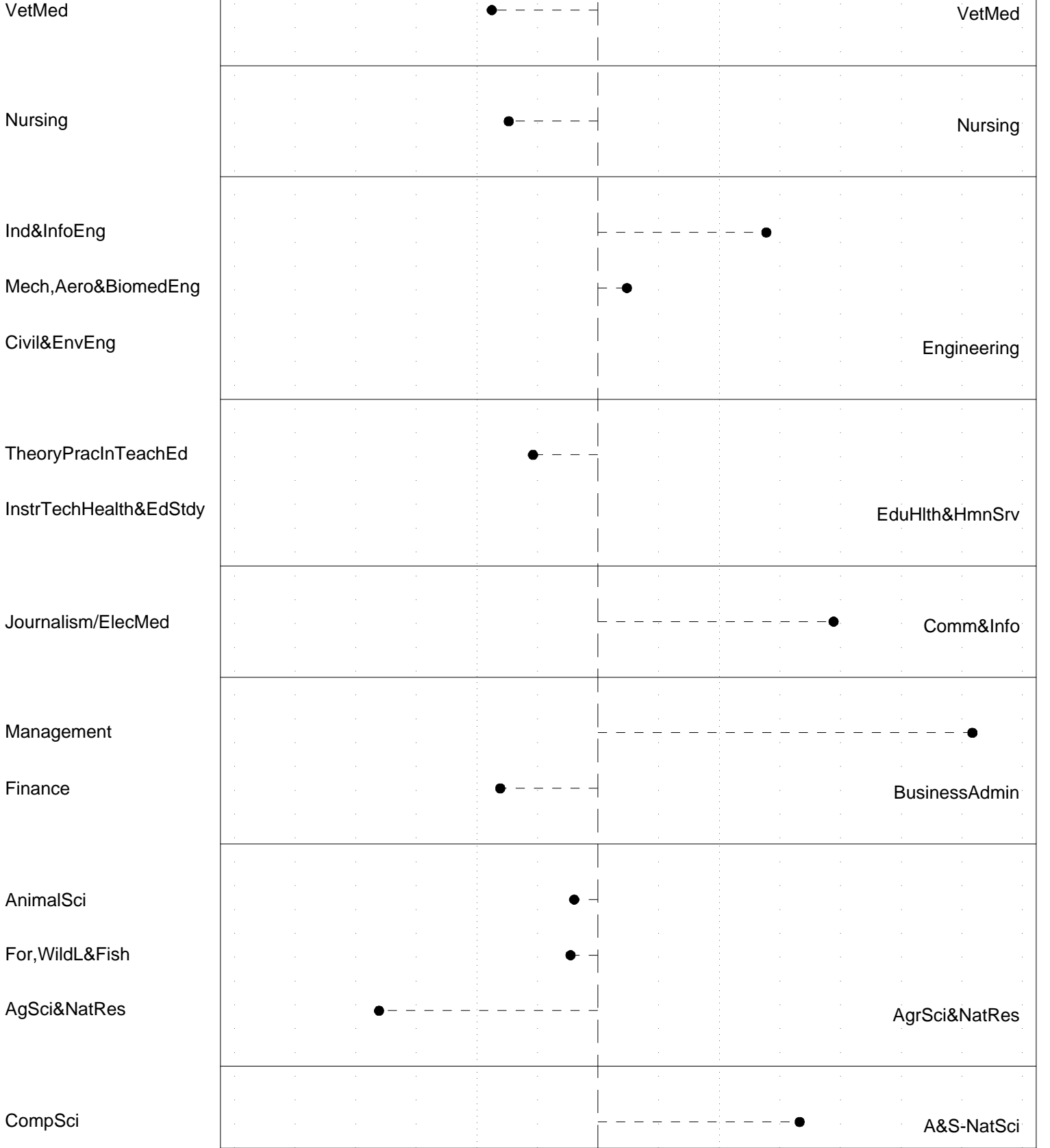
- Finance
- Biochem/Cell&MolBio
- RetailHosp&TourMgmt
- Mech,Aero&BiomedEng
- Nutrition
- Architecture
- Entom&PlantPath
- Philosophy
- Art
- Mktng,Log&Trans
- Microbiology
- Accounting
- Aud&SpeechPath
- Theatre
- Ex,Sport&LeisStdys
- SocialWork
- Physics
- EdPsych&Counsel
- Child&FamilyStdys
- Earth&PlanSci
- History
- PlantSci
- TheoryPraclnTeachEd
- English
- Anthropology
- Music
- AgEconomics
- Geography
- Mathematics
- ModForLang&Lit
- Classics
- Nursing
- MatSci&Eng
- Economics
- InfoSci
- InstrTechHealth&EdStdy
- CompSci
- VetMed
- For,WildL&Fish
- Ind&InfoEng
- Journalism/ElecMed
- AnimalSci
- Advertising/PR
- ReligiousStdys
- Sociology
- Civil&EnvEng
- CommStudies
- Elec&CompEng
- Ag&ExtEduc
- Psychology
- Eco&EvolBio
- BiosysEng&EnvSci
- Chemistry
- PolSci
- Statistics
- Management
- FoodSci&Tech
- HumResDev



2004 UTK / Southern University Group Salary Ratio

The University of Tennessee 2005-2006 Faculty Salary Survey Rank Instructor

Department



0.4 0.5 0.6 0.7 0.8 0.9 1.0 1.1 1.2 1.3 1.4 1.5 1.6 1.7

2004 UTK / Southern University Group Salary Ratio

The University of Tennessee
2005-2006 Faculty Salary Survey
Rank Instructor

Department

Management

Journalism/ElecMed

CompSci

Ind&InfoEng

Mech,Aero&BiomedEng

AnimalSci

For,WildL&Fish

TheoryPraInTeachEd

Nursing

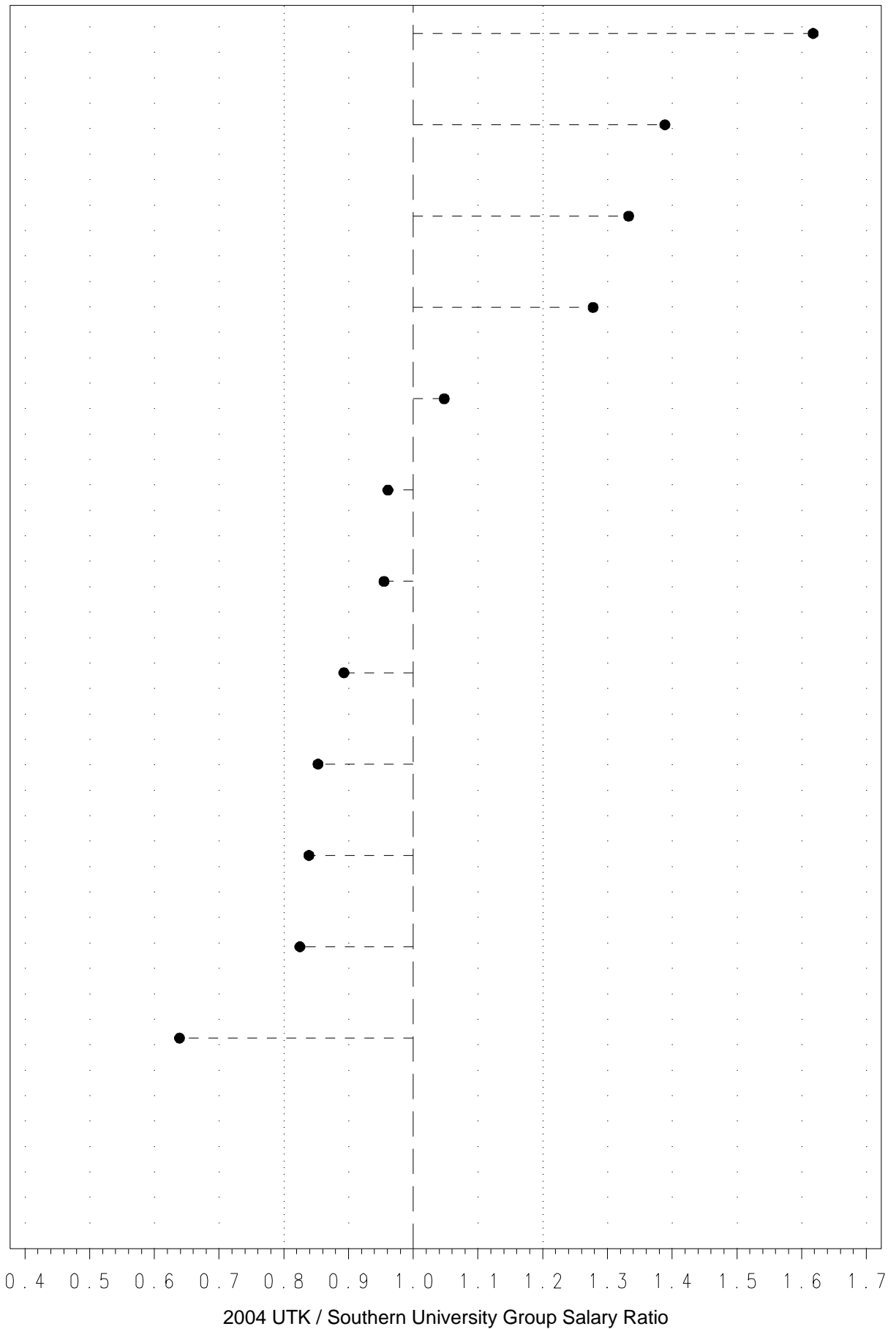
Finance

VetMed

AgSci&NatRes

Civil&EnvEng

InstrTechHealth&EdStdy



0.4 0.5 0.6 0.7 0.8 0.9 1.0 1.1 1.2 1.3 1.4 1.5 1.6 1.7

2004 UTK / Southern University Group Salary Ratio