



[support](#) [logout](#)

[home](#) [new survey](#) [my surveys](#) [email list](#) [account info](#)

Survey Results (Included Responses)

UT Faculty Senate Communication Survey

The results of your survey are displayed below. If your survey includes text responses, click the "View" button to read individual results.

To exclude a particular response, click the Included Responses button. You can then view the set of individual responses that are currently included and select those you wish to exclude. Results below contain only Included responses.

EXCLUDE BLANK RESPONSES

Go to Individual Responses:

Show respondent's emails.

INCLUDED RESPONSES

EXCLUDED RESPONSES

Launch Date: 10/27/2003

Close Date:

Total Invitations: 0

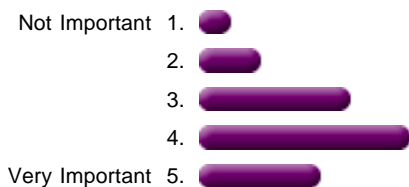
Total Respondents: 432

Included Respondents: 432

Excluded Respondents: 0

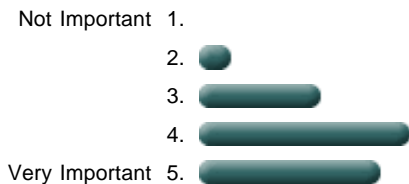
- [Cross Tabulate](#)
Cross-reference two different questions
- [Results via Email](#)
Receive results in spreadsheet format
- [See Who's Responded](#)
See who has and hasn't responded to your survey

How important is it to you to receive information about the Faculty
1. Senate?






	Number of Responses	Response Ratio
Not Important 1.	27	6%
2.	43	10%
3.	109	26%
4.	150	35%
Very Important 5.	98	23%
Total	427	100%

How important is it to you to receive information about events on
2. campus?










	Number of Responses	Response Ratio
Not Important 1.	8	2%
2.	30	7%
3.	100	23%
4.	159	37%
Very Important 5.	130	30%
Total	427	100%


How important is it to you to receive information about policies and
3. issues occurring at the administrative level?

	Number of Responses	Response Ratio
Not Important 1.	7	2%
2.	16	4%
3. 	73	17%
4. 	146	34%
Very Important 5. 	182	43%
Total	424	100%




Where do you get your information about policies and issues occurring
4. at the administrative level? (Choose all that apply)

	Number of Responses	Response Ratio
From my dean and/or department head 	349	81%
From my faculty senator(s) 	154	36%
From the UT homepage 	91	21%
From newspapers and television news 	225	52%
From other faculty members 	225	52%
From the administrators themselves 	89	21%
VIEW Other, Please Specify 	38	9%

Do you think that you receive sufficient information about policies and
5. issues occurring at the administrative level?

	Number of Responses	Response Ratio
Yes 	169	40%
No 	221	52%
No opinion/don't care 	35	8%
Total	425	100%

Where do you get your information about the Faculty Senate?
6. (Choose all that apply)

	Number of Responses	Response Ratio
From my dean and/or department head 	81	19%
From my faculty senator(s) 	241	57%
From the UT homepage 	45	11%
From the Faculty Senate website 	121	29%
From other faculty members 	103	25%
VIEW Other, Please Specify 	89	21%

Do you think that you receive sufficient information about policies and
7.issues occurring in the Faculty Senate?

	Number of Responses	Response Ratio
Yes 	270	63%
No 	102	24%
No opinion/my brain is full 	54	13%
Total	426	100%

Do you receive the Faculty Senate Newsletter? (If no, skip to question
8.17)

	Number of Responses	Response Ratio
Yes 	201	50%
No 	202	50%

Did you read the September issue of the Faculty Senate Newsletter?
9.(If no, skip to question 12)

	Number of Responses	Response Ratio
Yes 	116	48%
No 	125	52%

10.If yes, do you recall what any of the articles were about?

	Number of Responses	Response Ratio
Yes 	29	20%
No 	119	80%

11.If yes, please jot down the general topic(s) of the article(s) you recall in the space below.

[VIEW](#) 33 Responses

Did you read the October issue of the Faculty Senate Newsletter? (If
12.no, skip to question 15)

	Number of Responses	Response Ratio
Yes 	95	40%
No 	144	60%

13.If yes, do you recall what any of the articles were about?

	Number of Responses	Response Ratio
Yes 	38	31%
No 	86	69%

14.If yes, please jot down the general topic(s) of the article(s) you recall in the space below.

[VIEW](#) 38 Responses

Last year the Faculty Senate began distributing the Faculty Senate Newsletter electronically in order to save money. Which of the following best describes what you think about that decision?

15. following best describes what you think about that decision?

	Number of Responses	Response Ratio
It makes no difference to me	46	18%
Good decision- I prefer to receive the newsletter electronically	140	54%
Good decision- I would rather have the paper version, but saving money is more important	38	15%
Bad decision and false economy- I preferred to receive the printed newsletter in my mailbox	21	8%
I do not think we need a Faculty Senate Newsletter	13	5%
Total	258	100%

You may use the space below to offer suggestions for the Faculty Senate Newsletter or go on **16.** to the next question.

[VIEW](#) 36 Responses

17. Which of the following best describes how you use @tennessee?

	Number of Responses	Response Ratio
Never heard of it	21	5%
Very seldom read it- usually delete it without reading	68	16%
Scan event- rarely open a link	159	38%
Read most of the email- often open links that are of interest to me	163	39%
Read the email- open most of the links to see what they are about	9	2%
Total	420	100%

Have you looked at the Faculty Senate website this semester? (If no, **18.** skip to question 21)

	Number of Responses	Response Ratio
Yes	180	43%
No	240	57%

Which of the following best describes how often you have looked at **19.** the Faculty Senate website this semester?

	Number of Responses	Response Ratio
Once	82	36%
2-5 times	115	50%
5-10 times	24	10%
More than 10 times	8	3%
Total	229	100%

You may use the space below to offer suggestions about the Faculty Senate website or go on **20.** to the next question.

[VIEW](#) 18 Responses

21. Which of the following best describes your employment status at UT?

	Number of Responses	Response Ratio
Tenured faculty (all ranks and classifications)	263	62%
Tenure-track faculty	58	14%
Adjunct faculty/lecturer (all ranks and classifications)	47	11%
Staff (all ranks and classifications)	36	9%
Administrator	13	3%
Graduate student	4	1%
Total	421	100%

22. Are you a Faculty Senator?

	Number of Responses	Response Ratio
Yes	38	9%
No	387	91%

You may use the space below to send an anonymous message to the Faculty Senate officers. Responses in this space will be kept private and will not be posted with the survey **23.** results.

[VIEW](#) 72 Responses

Copyright ©1999-2003 [MarketTools, Inc.](#) All Rights Reserved.

No portion of this site may be copied without the express written consent of MarketTools, Inc. [Trademark Notice](#)